

FORD:
2007 Mustang

ISSUE

Some 2007 Mustang vehicles equipped with a 4.0L engine may exhibit the spoilers in contact with the deck lid causing paint damage.

ACTION

Follow the Service Procedure to add Urethane tape between the spoiler and the deck lid.

SERVICE PROCEDURE

1. Cut a piece of Urethane Tape (Hard Foam Part Number 164-R4902) 5/8" X 2" from the Rotunda Squeak And Rattle Kit (Part Number 164-R4900).
2. Remove the backing on the Urethane tape and slide in-between the spoiler and the deck lid on both left and right sides of the deck lid/spoiler. Use a thin, flathead screwdriver or knife to aid in installation. (Figures 1, 2, and 3)

NOTE

YOU MAY HAVE TO APPLY A LIGHT AMOUNT OF PRESSURE TO THE DECK LID TO CREATE A SLIGHTLY LARGER GAP TO SLIDE IN THE TAPE.

WARRANTY STATUS: Eligible Under Provisions Of New Vehicle Limited Warranty Coverage
IMPORTANT: Warranty coverage limits/policies are not altered by a TSB. Warranty coverage limits are determined by the identified causal part.

OPERATION	DESCRIPTION	TIME
070607A	2007 Mustang 4.0L: Install Urethane Tape Between The Spoiler And The Deck Lid	0.2 Hr.
DEALER CODING		CONDITION CODE
BASIC PART NO. 7040110		70

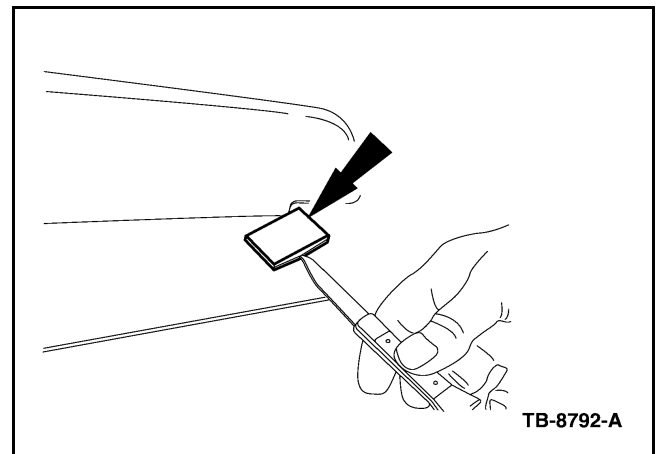


Figure 1 - Article 07-6-7

NOTE: The information in Technical Service Bulletins is intended for use by trained, professional technicians with the knowledge, tools, and equipment to do the job properly and safely. It informs these technicians of conditions that may occur on some vehicles, or provides information that could assist in proper vehicle service. The procedures should not be performed by "do-it-yourselfers". Do not assume that a condition described affects your car or truck. Contact a Ford, Lincoln, or Mercury dealership to determine whether the Bulletin applies to your vehicle. Warranty Policy and Extended Service Plan documentation determine Warranty and/or Extended Service Plan coverage unless stated otherwise in the TSB article. The information in this Technical Service Bulletin (TSB) was current at the time of printing. Ford Motor Company reserves the right to supersede this information with updates. The most recent information is available through Ford Motor Company's on-line technical resources.

TSB 07-6-7 (Continued)

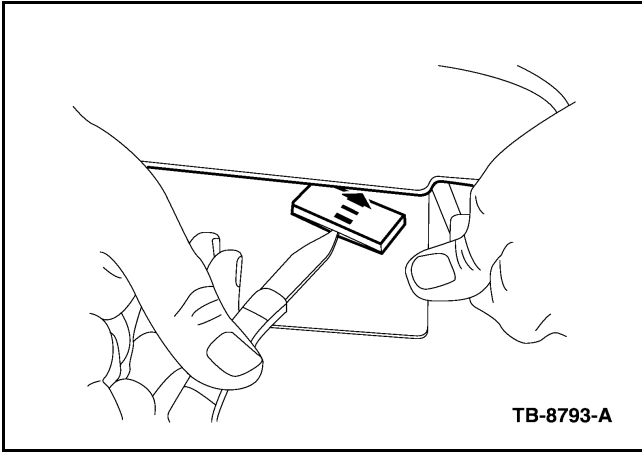


Figure 2 - Article 07-6-7

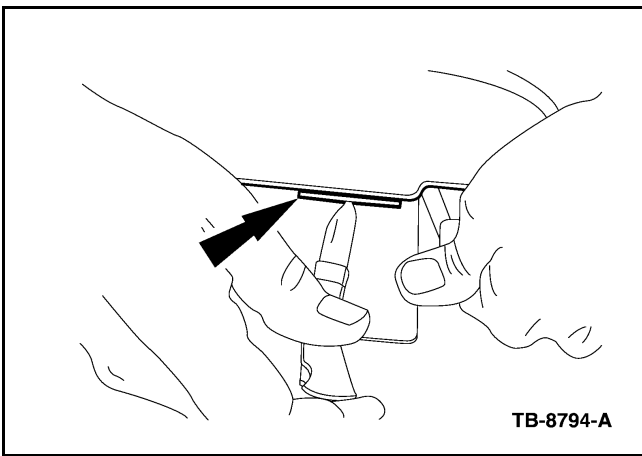


Figure 3 - Article 07-6-7