

FORD:
2005-2006 Mustang

ISSUE

Some 2005/2006 Mustang Convertible vehicles may require a repair of the convertible top. Individual components should continue to be used where appropriate, but if required a new top assembly is now available.

ACTION

Evaluate the convertible top concern and perform a cost effective repair. A complete assembly is not necessary for most repairs and should only be used when the top frame has caused consequential damage to the top cover.

Verify the convertible top components that require replacement, and order the lowest level of components to repair the top. The following is a summary of the convertible top system concerns and the appropriate service action to correct the issue. For complete system diagnosis and repair information, refer to the Mustang Workshop Manual, Section 501-18.

SERVICE PROCEDURE

Verify the components that are defective and replace individual components where necessary

Replace Top Cover:

1. Top cover has a defect that can not be repaired.
2. Rear window glass is separated from the top material.

NOTE

STAINS, MILDEW, AND OTHER ENVIRONMENTAL CONDITIONS ARE NOT WARRANTABLE.

Replace Side Rails:

1. Top lifts unevenly side-to-side with no hydraulic system issues. (Figure 1)

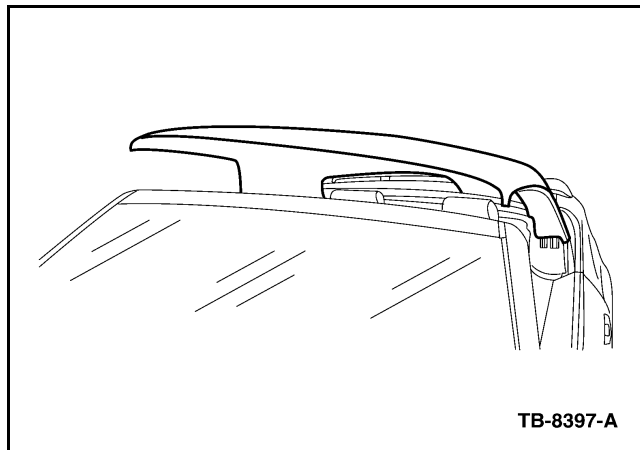


Figure 1 - Article 05-24-6

2. Top latch dowel pins do not align with header latch bracket. (Figure 2)

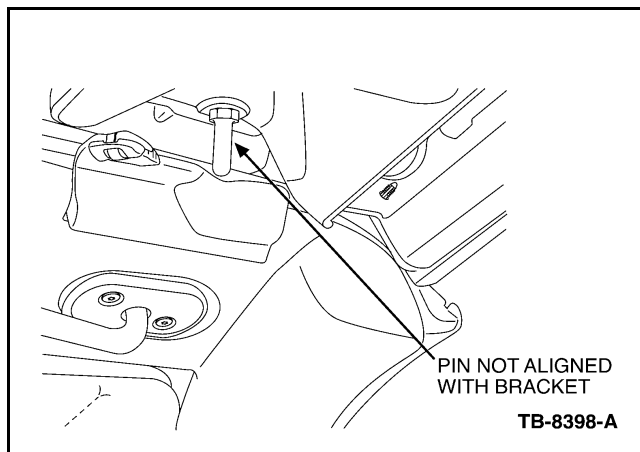


Figure 2 - Article 05-24-6

3. Top #1 bow clearance to top well in the body is uneven. (Figure 3)

NOTE: The information in Technical Service Bulletins is intended for use by trained, professional technicians with the knowledge, tools, and equipment to do the job properly and safely. It informs these technicians of conditions that may occur on some vehicles, or provides information that could assist in proper vehicle service. The procedures should not be performed by "do-it-yourselfers". Do not assume that a condition described affects your car or truck. Contact a Ford, Lincoln, or Mercury dealership to determine whether the Bulletin applies to your vehicle. Warranty Policy and Extended Service Plan documentation determine Warranty and/or Extended Service Plan coverage unless stated otherwise in the TSB article. The information in this Technical Service Bulletin (TSB) was current at the time of printing. Ford Motor Company reserves the right to supersede this information with updates. The most recent information is available through Ford Motor Company's on-line technical resources.

TSB 05-24-6 (Continued)

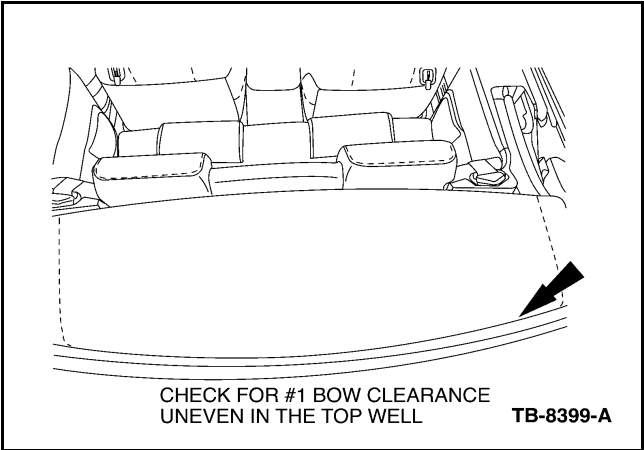


Figure 3 - Article 05-24-6

4. Side window seals do not align properly to side glass. (Figure 4)

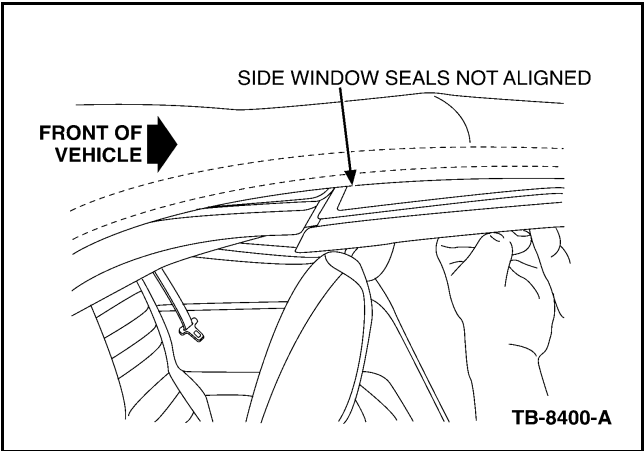


Figure 4 - Article 05-24-6

Replace Top Assembly:

1. Side rail linkage broken. (Figures 5 and 6)

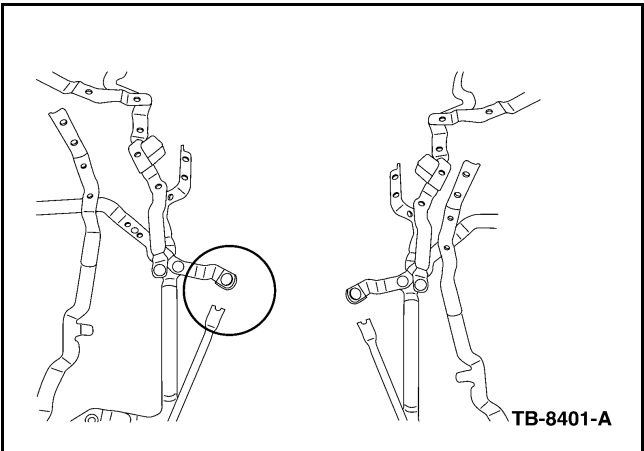


Figure 5 - Article 05-24-6

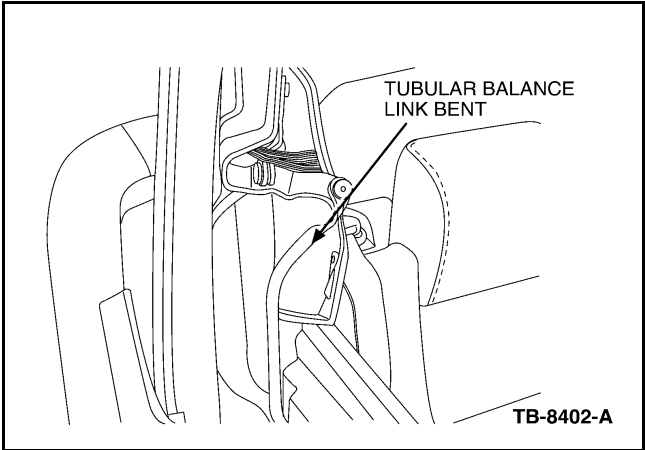


Figure 6 - Article 05-24-6

- 2. Top mechanism cannot be opened or closed due to damaged linkages.
- 3. Top mechanism has caused consequential damage to the top cover.

PART NUMBER	PART NAME
6R3Z-76501B00-AA	Top Assembly - Black
6R3Z-76501B00-AB	Top Assembly - Camel

WARRANTY STATUS: Eligible Under Provisions Of New Vehicle Limited Warranty Coverage

OPERATION	DESCRIPTION	TIME
052406A	2005-2006 Mustang Convertible: Replace Convertible Top Cover Includes Time To Remove and Install Convertible Top Assembly (Do Not Use With 52700A, 53000A, 53300A)	4.2 Hrs.
052406B	2005-2006 Mustang Convertible: Replace Convertible Top Side Rail Includes Time To Remove and Install Convertible Top Assembly: One Rail (Do Not Use With 52700A, 53000A, 53300A)	3.0 Hrs.
052406C	2005-2006 Mustang Convertible: Replace Convertible Top Side Rail Includes Time To Remove and Install Convertible Top Assembly: Both Rails (Do Not Use With 52700A, 53000A, 53300A)	3.5 Hrs.

TSB 05-24-6 (Continued)

052406D 2005-2006 Mustang 1.6 Hrs.
Convertible: Replace
Convertible Top Assembly
(Do Not Use With 52700A,
53000A, 53300A)

DEALER CODING

BASIC PART NO.
76501B00

CONDITION
CODE
02