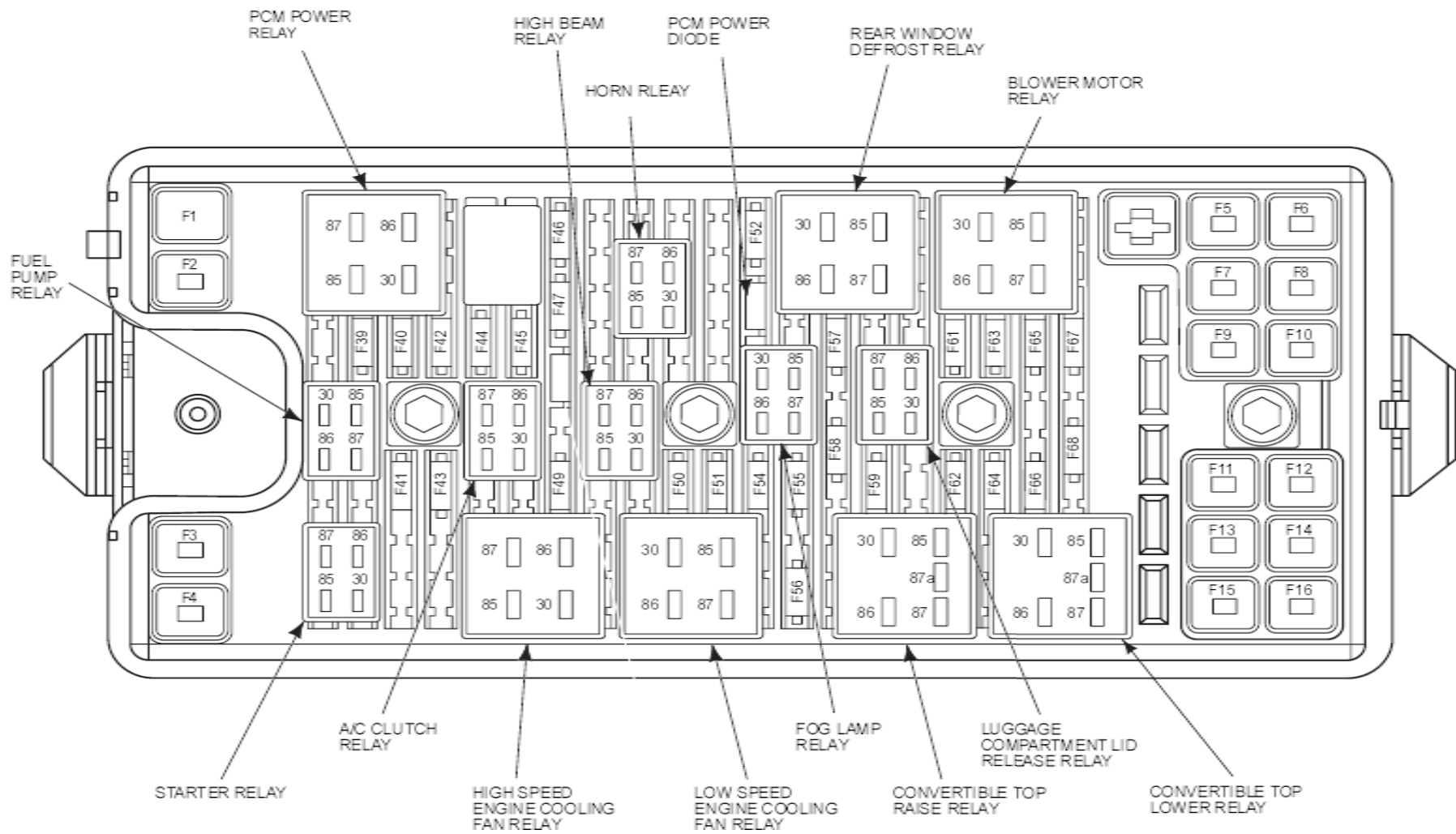


# BUSSED ELECTRICAL CENTER (BEC)



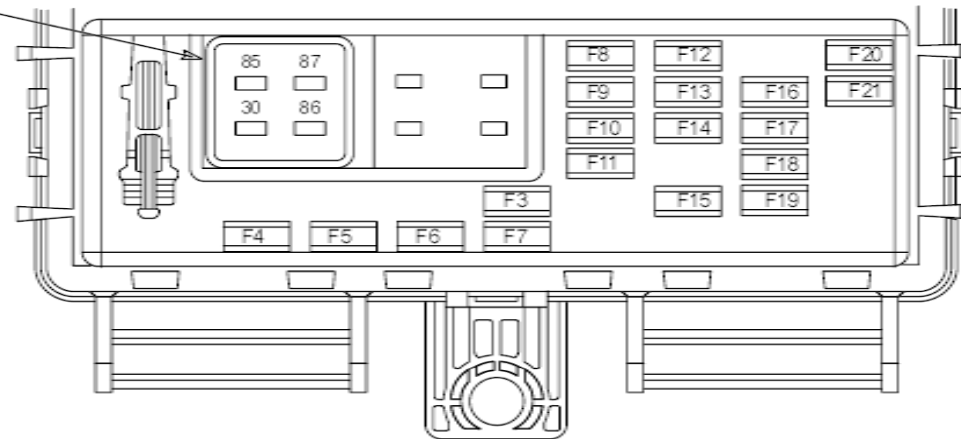
## BUSSED ELECTRICAL CENTER (BEC) (continued)

Fuse	Amps	Circuits protected
F1	-	Not used
F2	30A	Blower motor relay
F3	40A	High speed engine cooling fan relay, Low speed engine cooling fan relay
F4	30A	Starter relay
F5	30A	Power window motor, left front
F6	30A	Subwoofer amplifier, luggage compartment left inboard, Subwoofer amplifier, luggage compartment right outboard
F7	30A	Power window motor, right front
F8	40A	Anti-lock Brake System (ABS) module
F9	30A	Subwoofer amplifier, luggage compartment right inboard, Subwoofer amplifier, luggage compartment left outboard
F10	30A	Windshield wiper motor
F11	30A	Power window motor, left rear
F12	30A	Power window motor, right rear
F13	40A	Convertible top raise relay, Convertible top lower relay
F14	30A	Seat adjust switch, driver side front, Lumbar adjust switch, left front
F15	30A	Seat adjust switch, passenger side front
F16	30A	Subwoofer amplifier, left front, Subwoofer amplifier, right front
F39	15A	Automatic transmission, Transmission shift selector, Charge air cooler pump relay, Reverse lockout solenoid
F40	15A	Ignition transformer capacitor, Ignition coil
F41	15A	Fuel pump relay, Fuel injectors
F42	15A	Powertrain Control Module (PCM)
F43	10A	Generator

Fuse	Amps	Circuits protected
F44	10A	Smart Junction Box (SJB), Accessory delay relay
F45	10A	Powertrain Control Module (PCM)
F46	25A	Horn relay
F47	15A	A/C clutch relay, EVAP canister vent control solenoid, EGR system module, Heated oxygen sensors (HO2S), Variable valve timing solenoid, Charge Motion Control Valve (CMCV) module, Automatic transmission, EVAP canister purge valve, Mass Air Flow (MAF) sensor, Brake pedal position switch, Heated Positive Crankcase Ventilation (PCV) valve
F49	15A	A/C clutch relay
F50	15A	High beam relay
F51	10A	Convertible top raise relay, Convertible top lower relay
F52	30A	Rear window defrost relay
F54	20A	Headlamp relay, left (HID only)
F55	20A	Headlamp relay, right (HID only)
F56	20A	Audio Control Module (ACM)
F57	20A	Luggage compartment lid release relay
F58	15A	Fog lamp relay
F59	30A	Smart Junction Box (SJB)
F61	20A	Cigar lighter, front
F62	20A	Smart Junction Box (SJB), Driver door unlock relay, Door unlock relay, Door lock relay
F63	30A	Smart Junction Box (SJB)
F64	20A	Power point
F65	30A	Anti-lock Brake System (ABS) module
F66	25A	Auxiliary relay box 1 (5.4L), Heated seat relay box (4.0L, 4.6L)
F67	30A	Smart Junction Box (SJB)
F68	20A	Ignition switch

## SMART JUNCTION BOX (SJB)

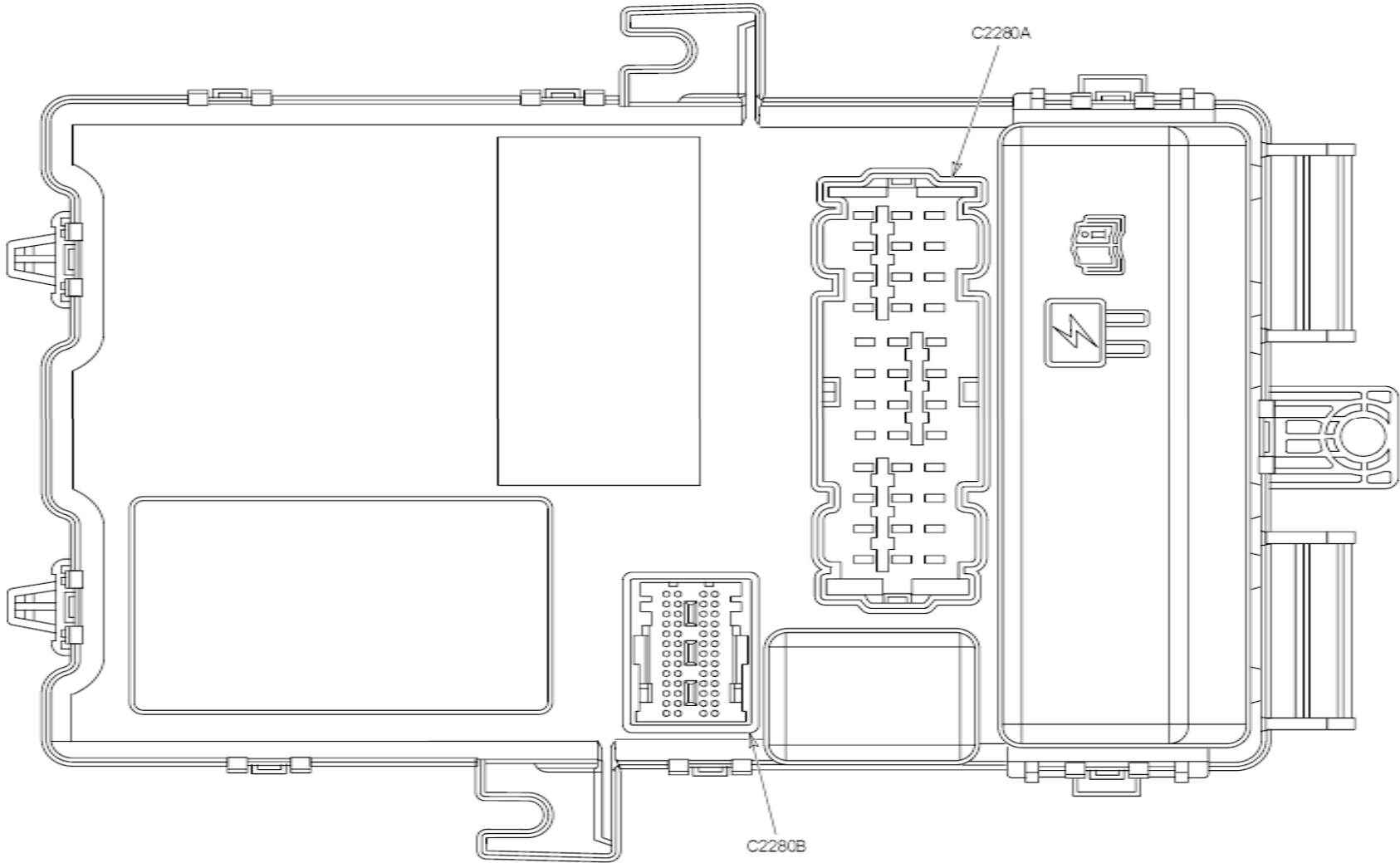
ACCESSORY DELAY RELAY



Fuse	Amps	Circuits protected
F3	10A	Blower motor relay, Windshield wiper motor
F4	5A	Exterior rear view mirror switch
F5	-	Not used
F6	5A	Master window adjust switch, Window adjust switch, passenger side, Door lock switch, driver side, Door lock switch, passenger side
F7	10A	Electrochromatic inside mirror unit
F8	10A	Instrument Cluster (IC), Data Link Connector (DLC)
F9	-	Not used
F10	5A	HVAC Module, Overhead console
F11	5A	Not used
F12	5A	HVAC Module

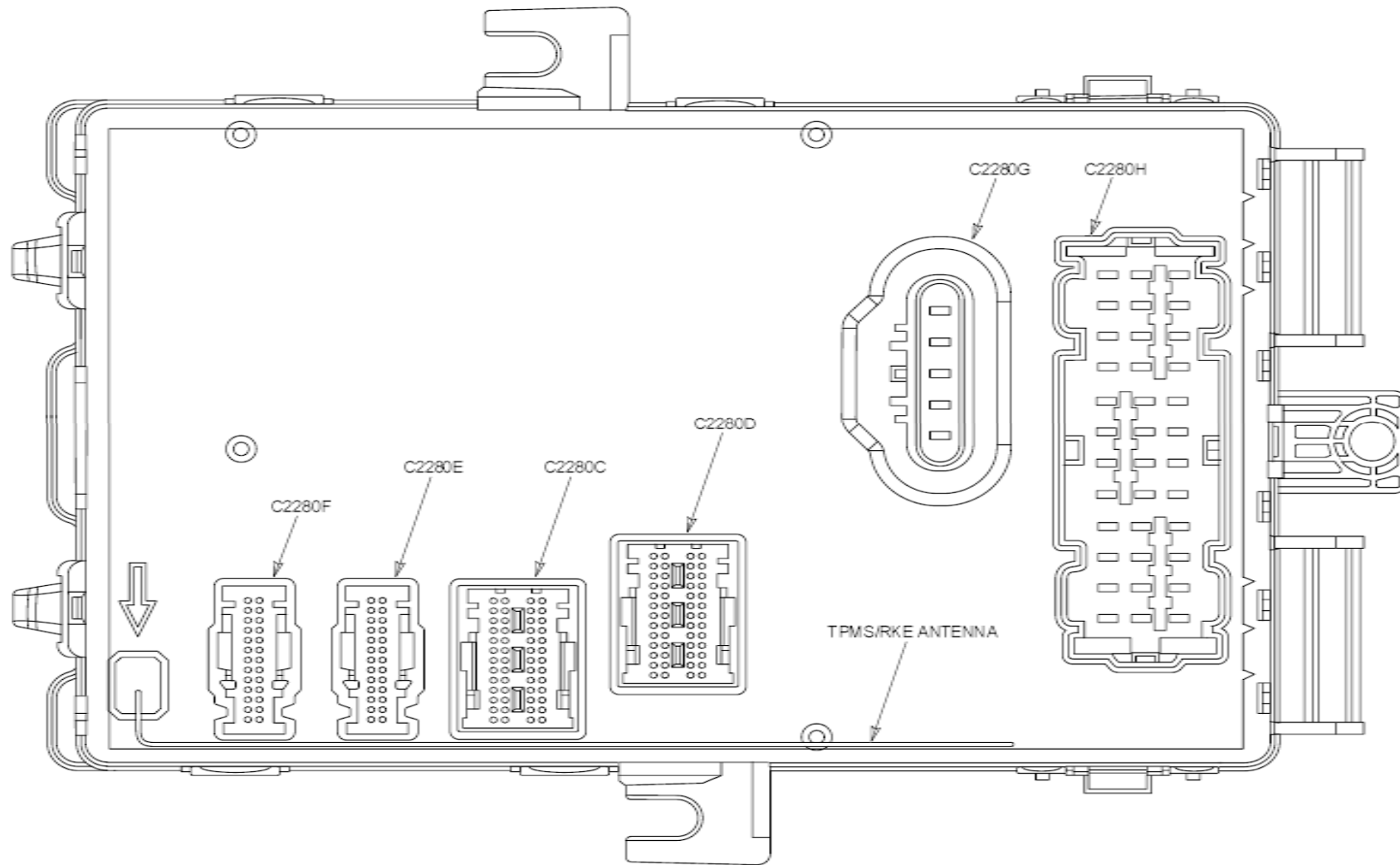
Fuse	Amps	Circuits protected
F13	-	Not used
F14	5A	A/C cycling switch
F15	10A	Stoplamp switch
F16	5A	Instrument Cluster (IC)
F17	10A	Occupant Classification Sensor Module (OCSM), Restraints Control Module (RCM), Hazard flasher switch
F18	10A	Anti-lock Brake System (ABS) module
F19	5A	Powertrain control module (PCM) relay, Passive anti-theft transceiver, Instrument Cluster (IC)
F20	10A	Audio Control Module (ACM)
F21	10A	Starter relay circuit

SMART JUNCTION BOX (SJB)



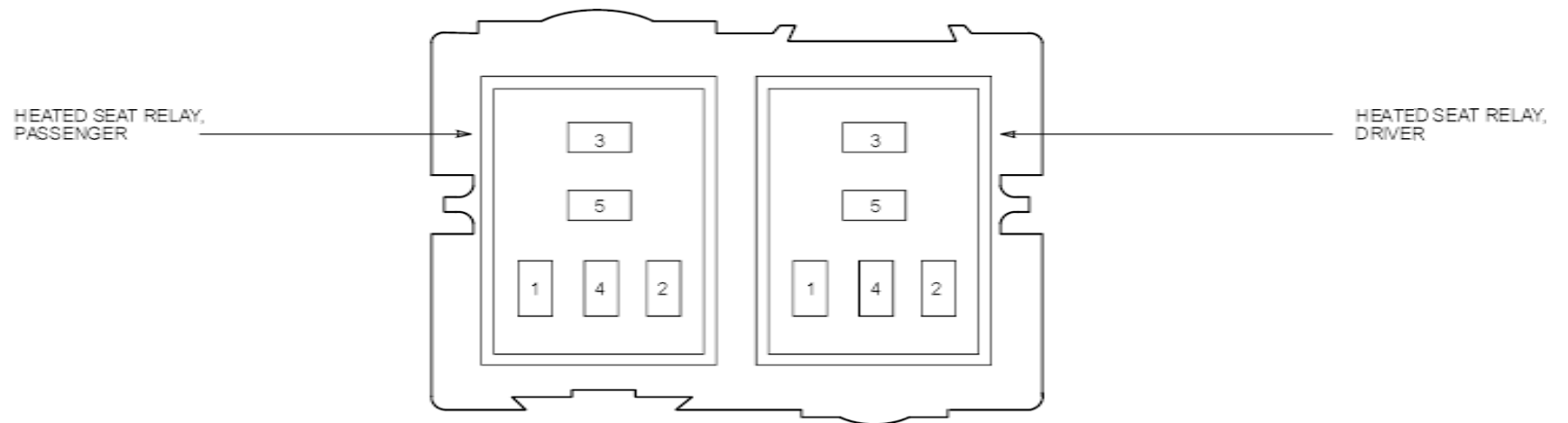
front view

# SMART JUNCTION BOX (SJB)

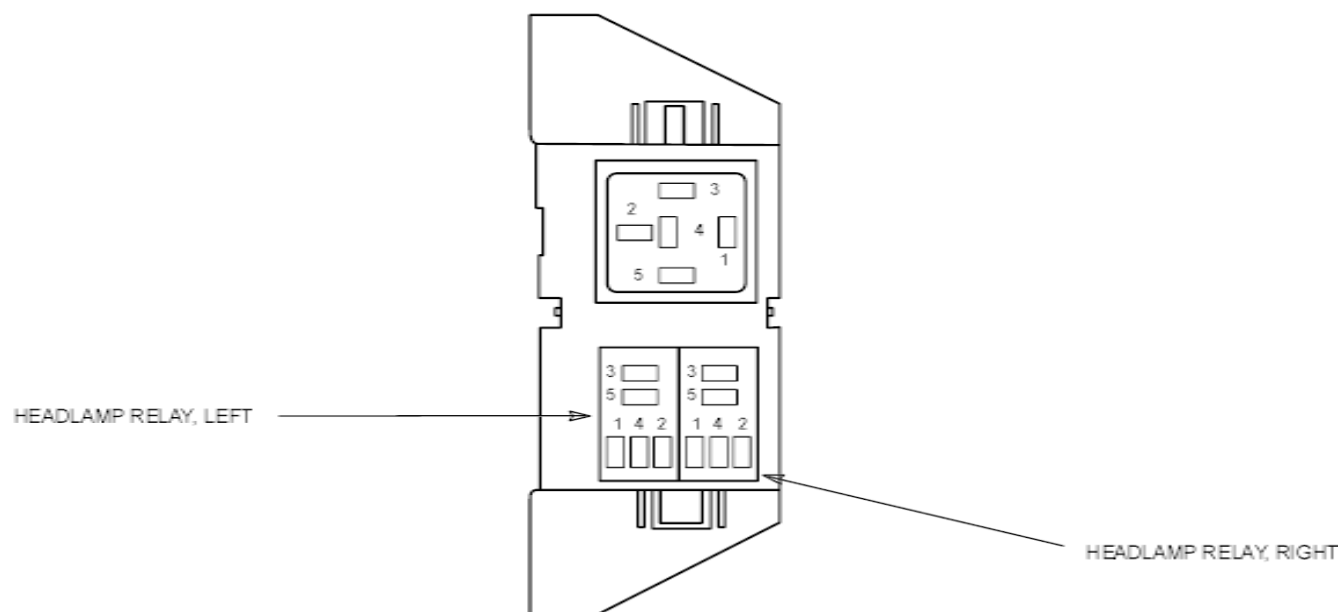


rear view

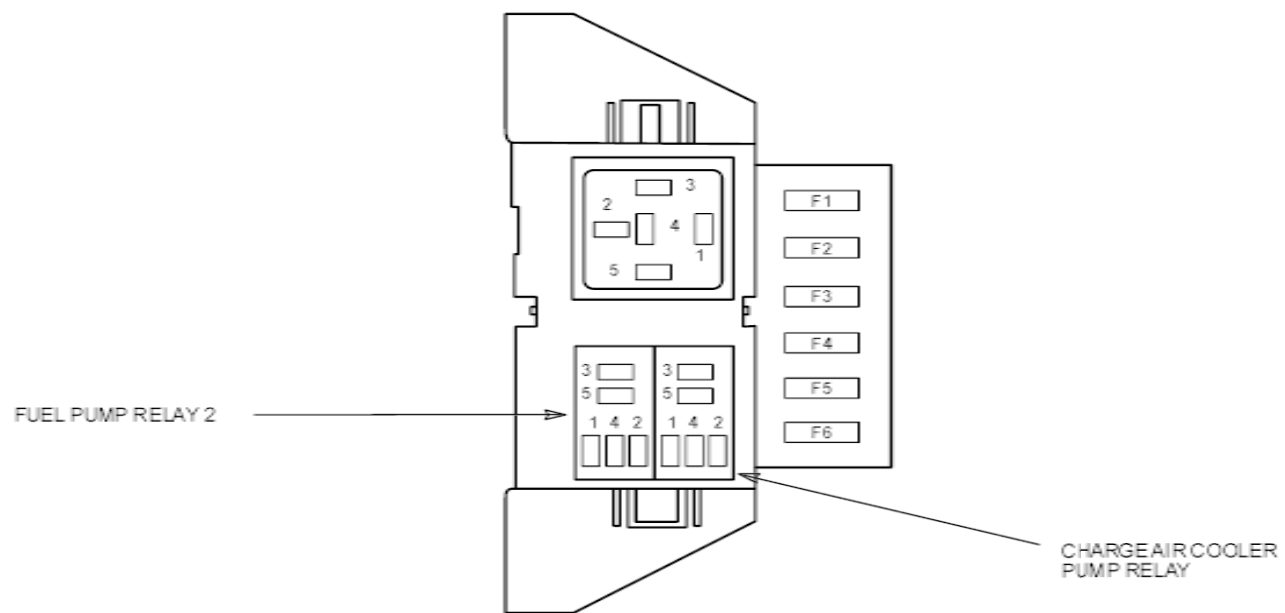
# HEATED SEAT RELAY BOX



# AUXILIARY RELAY BOX 1 - 4.0L, 4.6L WITH HID



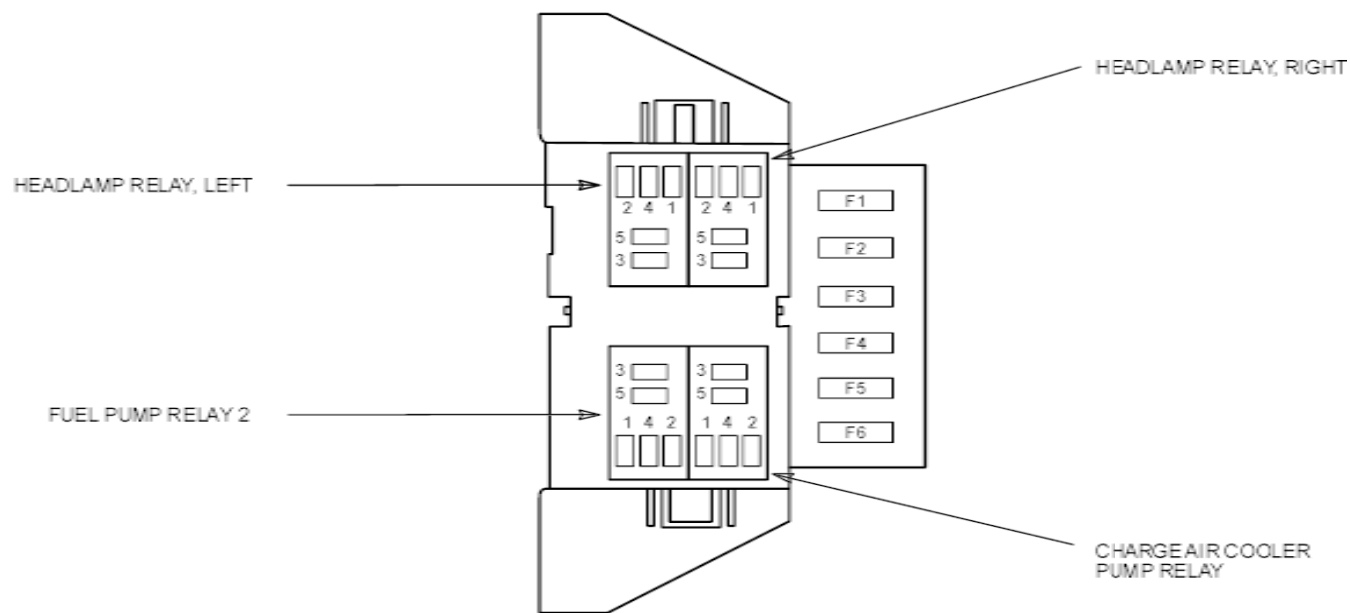
# AUXILIARY RELAY BOX 1 - 5.4L WITHOUT HID



Fuse	Amps	Circuits protected
F1	-	Not used
F2	-	Not used
F3	-	Not used
F4	-	Not used
F5	10A	Charge air cooler pump
F6	15A	Fuel pump 2



# AUXILIARY RELAY BOX 1 - 5.4L WITH HID



Fuse	Amps	Circuits protected
F1	-	Not used
F2	-	Not used
F3	-	Not used
F4	-	Not used
F5	10A	Charge air cooler pump
F6	15A	Fuel pump 2